

Firework Enforcement 2025

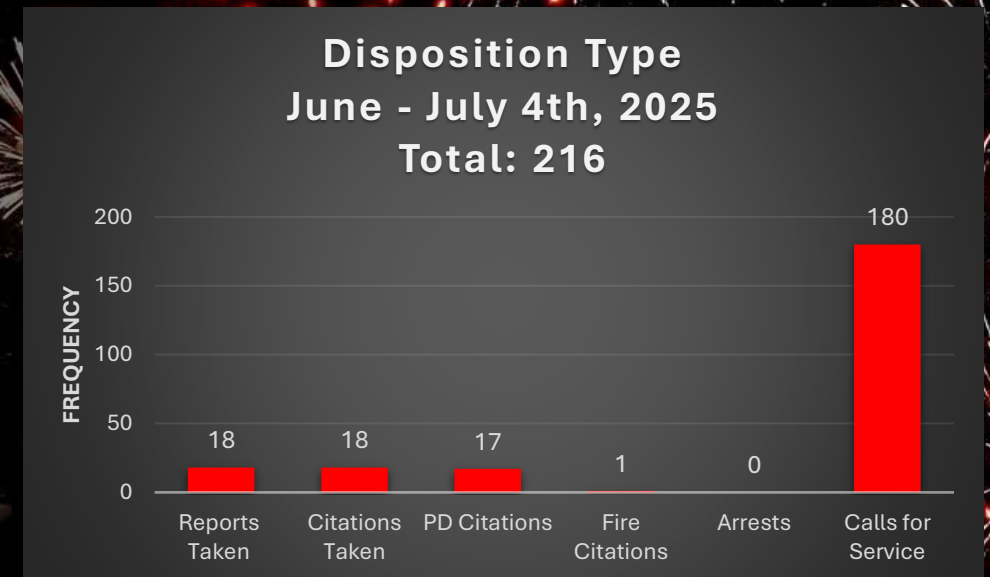
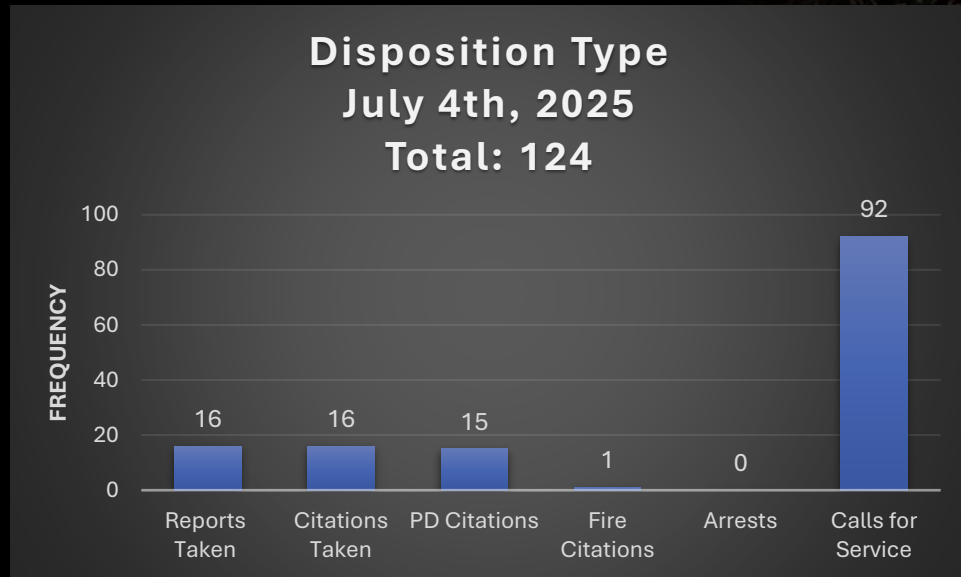
Anthony Vega, Chief of Police

Prepared by: Diane Vivona, Crime Analyst

Date: July 23, 2025

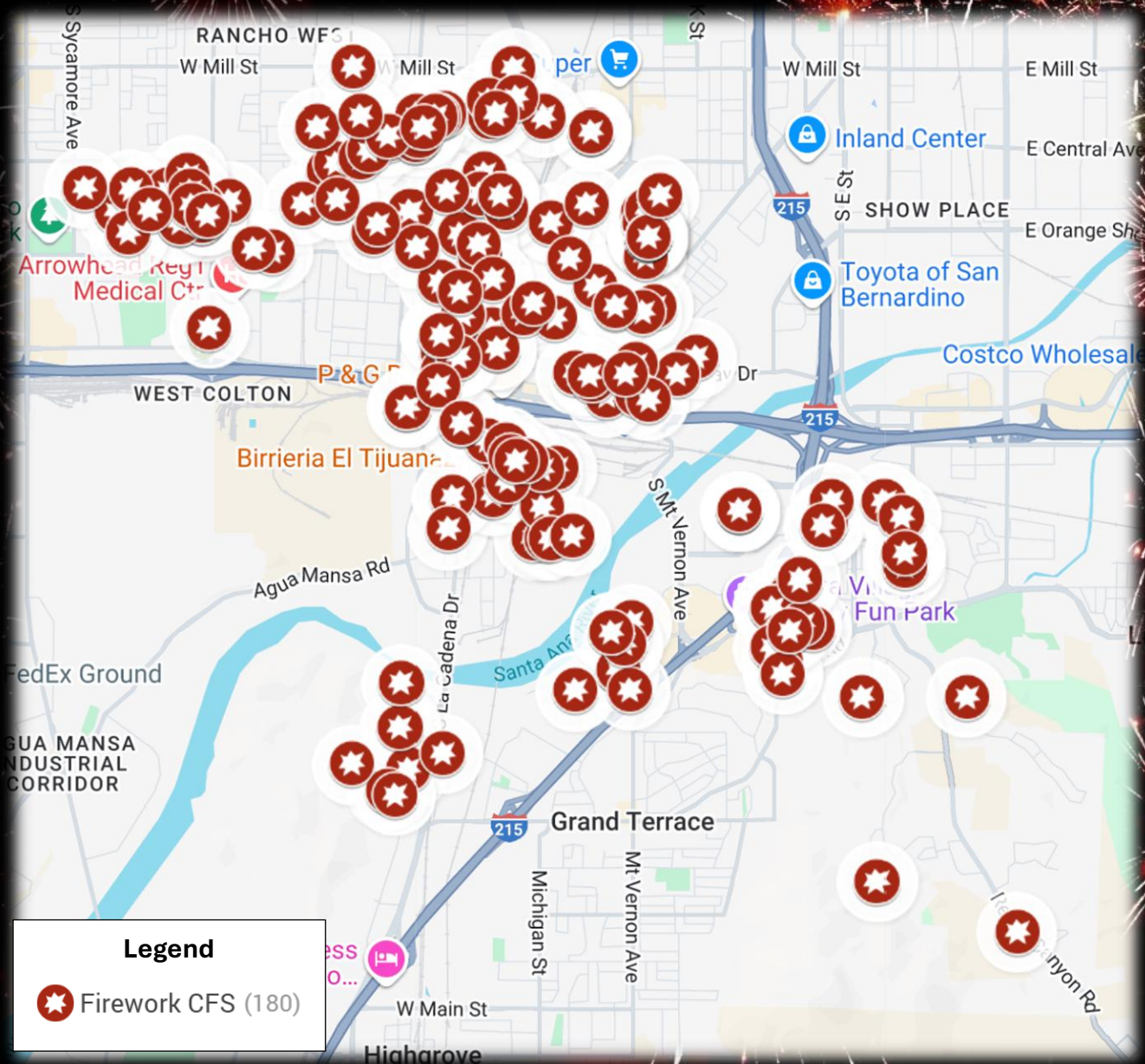


Colton Firework Stats




Calls for Service June – July 4th, 2025

Total CFS: 180



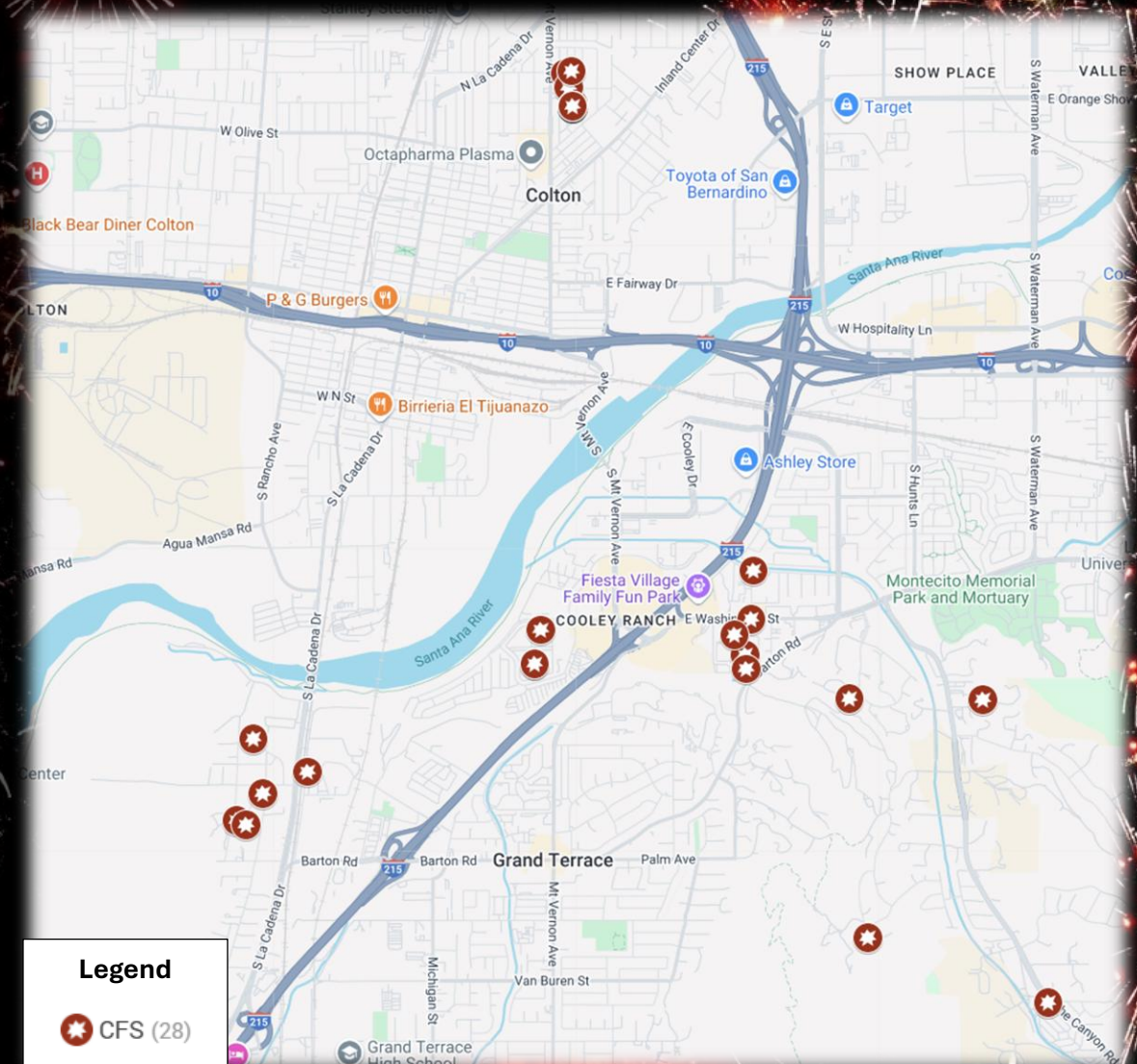
Calls for Service by Specific Area

June – July 4th, 2025

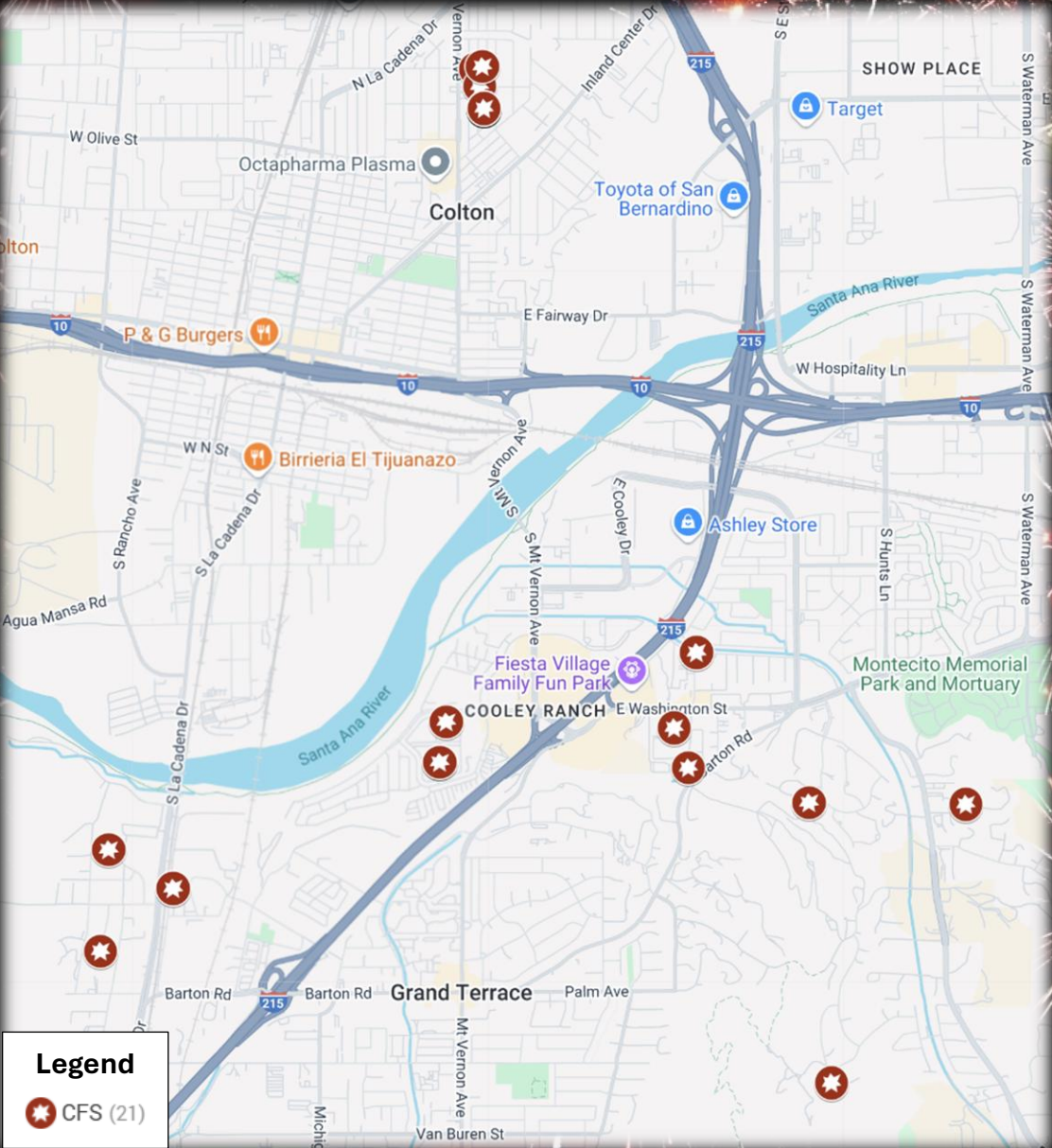



How many additional resources were used and the cost?

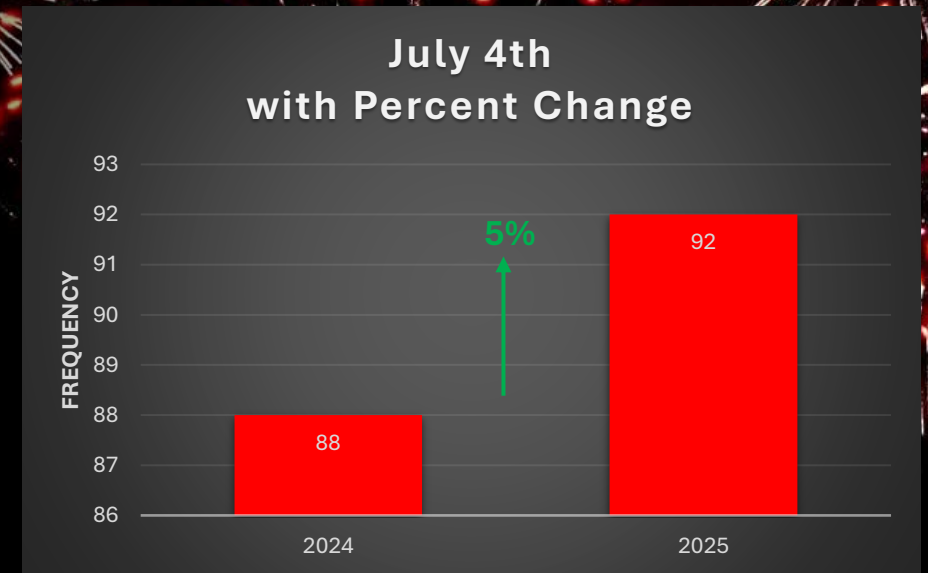
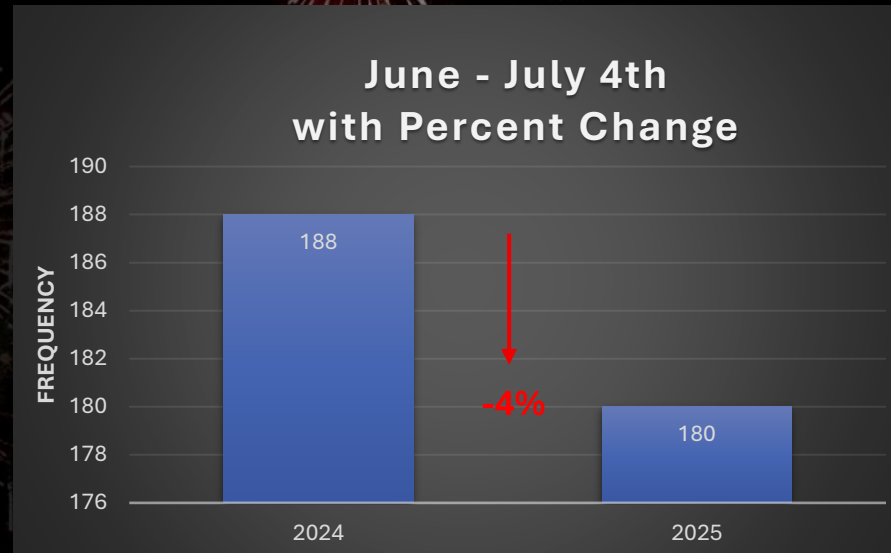
- Additional 4 officers used
- 3 police units
- 2 electronic signboards: placed in La Loma Hills area near La Cadena Dr. and Barton Rd. and Reche Canyon area
- The signboards installed in June and removed July 6th
- Display messages stated: “No Fireworks, Fine of \$3,000”



Calls for Service by Specific Area July 4th, 2025



Comparative Stats Calls for Service 2024 vs 2025



CMC 6.32.010

Possession of Illegal Fireworks

**Total fines generated
from citations issued**

\$51,000



Citation Details

July 4th – July 5th, 2025

(7pm – 1am)

- **Officers assigned in two-man units: 6**
- **Citations issued: 17**
- **Police issued citations: 16**
- **Fire issued citations: 1**
- **People cited and fined: 9**
- **Repeat Offenders: 0**

Notable Event

During 4th of July, approximately 100 pounds of illegal fireworks were confiscated in the City of Colton

Citations Issued per Council District

CRD 1:
2

CRD 2:
8

CRD 3:
4

CRD 4:
3

Firework Suppression June 20 and 21, 2025

- Additional 2 police officers deployed from 7pm – 1200 am
- One citation issued during that period

Firework Suppression June 28 and 29

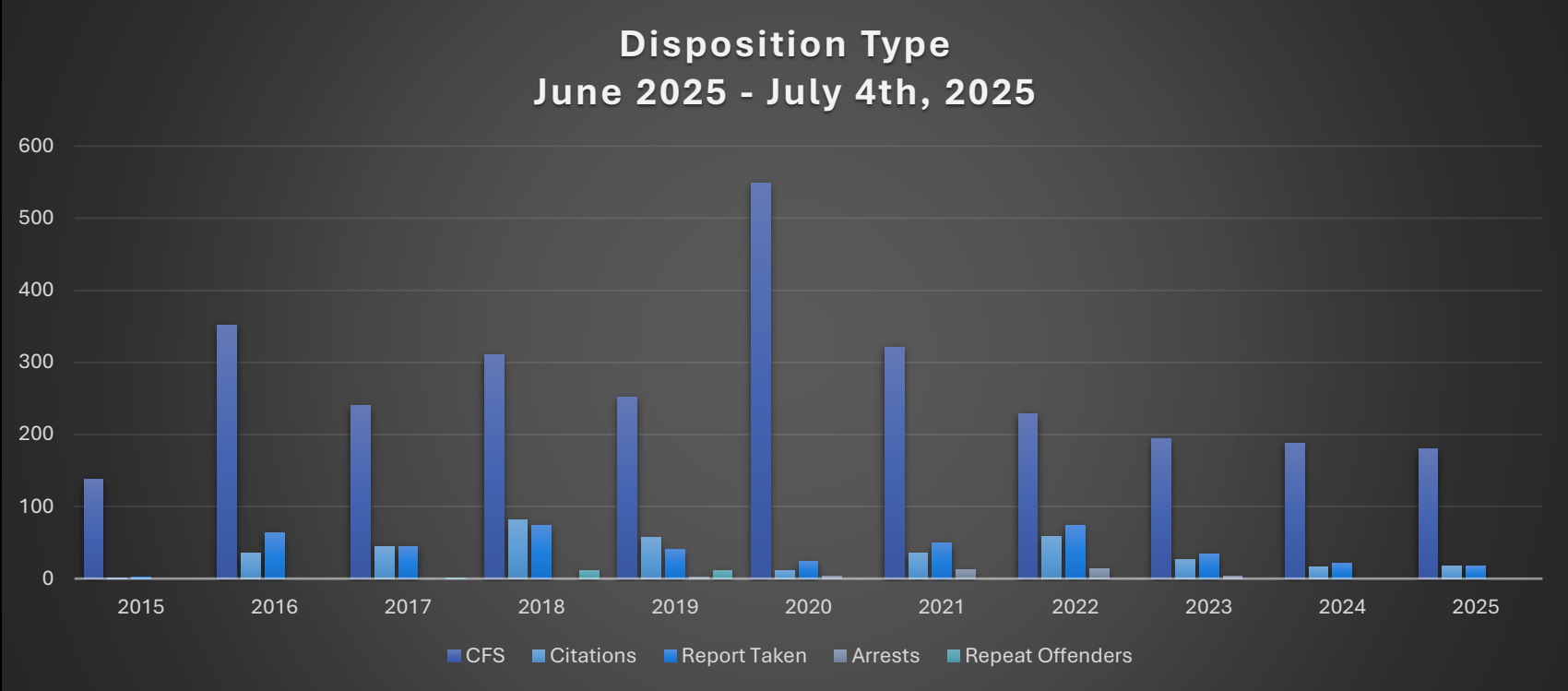
- 2 police officers deployed from 7pm – 1200 am

Firework Suppression July 4th – July 5th, 2025 7pm – 1am

- 4 additional police officers were brought in for firework suppressions
- 17 citations issued by police officers



10-Year Comparison



Type	Year 2015	Year 2016	% Change	Year 2017	% Change	Year 2018	% Change	Year 2019	% Change	Year 2020	% Change	Year 2021	% Change	Year 2022	% Change	Year 2023	% Change	Year 2024	% Change	Year 2025
CFS	138	352	155%	240	-32%	311	30%	252	-23%	549	118%	321	-42%	229	-29%	194	-15%	188	-3%	180
Citations	1	35	3400%	45	29%	82	82%	57	-44%	11	-81%	36	227%	58	61%	27	-53%	16	-41%	17
Reports Taken	2	63	3050%	45	-29%	74	64%	40	-85%	24	-40%	50	108%	74	48%	34	-54%	21	-38%	17
Arrest	0	0	N/A	0	N/A	0	N/A	2	100%	3	50%	12	300%	14	17%	3	-79%	0	-100%	0
Repeat Offenders	0	0	N/A	1	N/A	11	1000%	11	0%	0	-100%	0	N/A	0	N/A	0	NA	0	NA	0
Total	141	450		331		478		362		587		419		375		258		225		214

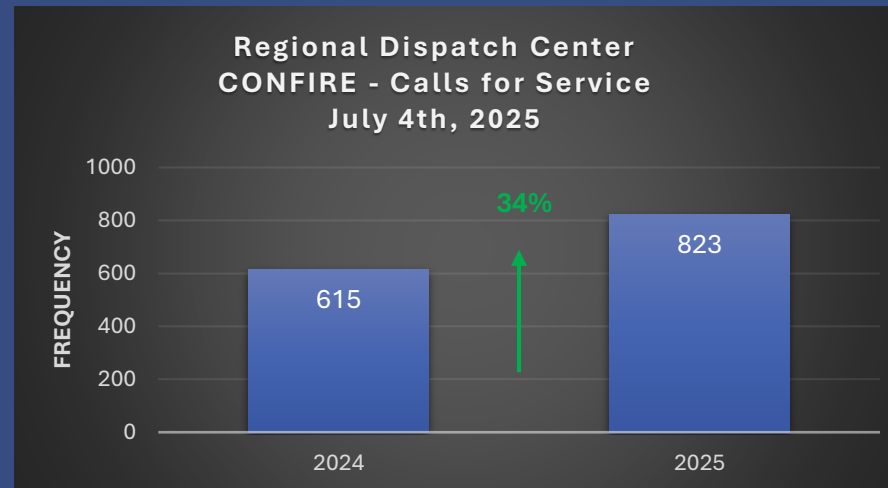
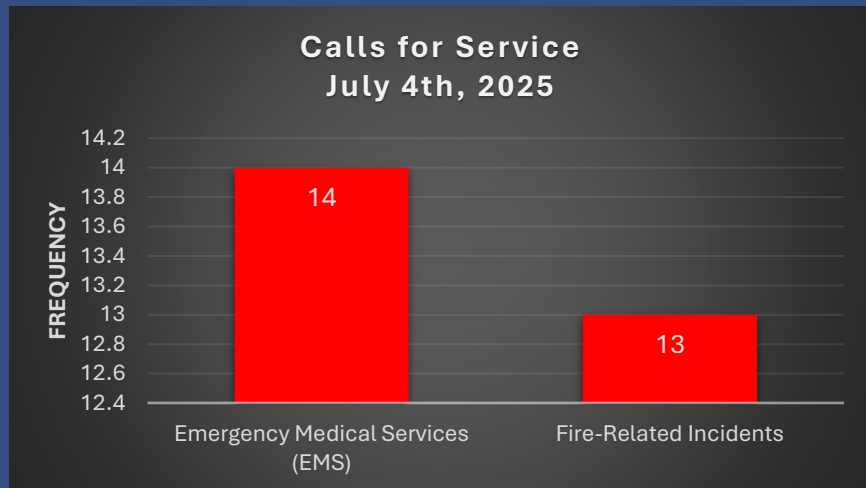
City Council Questions

Fire Department:

Q1. How many additional resources were used and the cost?

- All four stations, fully staffed and were consistent with previous years
- 15 suppression personnel on duty
- Provided support with firework patrol and overall coordinated efforts
- Costs were approximately \$2500

Q2. How many calls for service due to fire or injuries due to fireworks?



Data represents
calls received
across the valley

34% increase
over the average
call volume for
the valley

City Council Questions

Fire Department:

Q3. How many PD and Fire were on Fireworks Duty and did every resource catch someone doing illegal fireworks?

- Fire responded to multiple incidents, one citation issued
- Participated in fireworks interdiction operations on June 6th, 7th & 28th
- Contributing to 24 hours of enforcement efforts

Q4. How many firework booths remain?

- Issued 9 permits to the following:
 - Two nonprofits combined into one booth: San Salvador
 - Carl Rimbaugh
 - Colton First Assembly of God
 - Colton Chamber
 - Colton Church of the Nazarene
 - Colton Community Church
 - Colton Youth Football
 - Colton Youth Soccer
 - Seeds of Hope

City Council Questions

Fire Department:

Q5. How many additional resources were used and the cost?

- Can confirm the 501(c)(3) status of the involved organizations
- In accordance with the municipal code, each participating entity, along with TNT Fireworks, is required to submit a full accounting of all funds received—including profits—and a proposed use of the proceeds
- For 2025, this financial information has not yet been submitted. Last year, the average profit per booth was approximately \$9,500
- Once the updated figures are received in the coming weeks, I will forward the information through the appropriate channels
- The Fire Department collects \$17,772 in service fees related to the permitting and physical inspection of fireworks booths

Q6. Status update of the interdictions from the State Line.

- Fireworks interdiction at the state line led to 105 vehicles stopped and searched due to probable cause
- Confiscated approximately 26,000 pounds of illegal fireworks
- 105 citations issued
- Separate traffic stop in Fontana uncovered a box truck carrying 2,400 pounds of illegal fireworks

City Council Questions

Police Department:

Q1. Can we advertise not only the fines, but also possible charges for animal cruelty, personal injury which can lead to possible jail time?

- **Yes, in addition to fines, we can look into informing the public about potential criminal charges like animal cruelty or personal injury, can lead to arrest and jail time**
- **Education is key to prevention and messaging should clearly state that serious offenses can lead to arrests**
- **The City can run this information on Channel 3**

Q2. Post advertising for people to provide information on addresses that used illegal fireworks. Letters sent to specific addresses, stating this area is reported to have used illegal fireworks and will be placed on the hot list to monitor.

- **Individuals can report illegal fireworks to the police business line; providing as much information as possible**
- **It is not advisable to post addresses online in a public forum**

**** Police Department will be exploring the use of Drone enforcement next year**